DANCO®

MADE IN ITALY

SERIE 660

dal 1956
i nostri prodotti hanno un'anima
tutta italiana.

since 1956
our products have a spirit
all italian.

SERIE 660

DANCO®
MADE IN ITALY

Indice
Index

CERNIERE
HINGES
pag. 3
page 3

CASSE
CUPS
pag. 7
page 7

BASETTE
MOUNTING PLATES
pag. 9
page 9

ACCESSORI
ACCESSORIES
pag. 13
page 13

ESEMPIO D'ORDINE
EXAMPLE OF ORDER
pag. 16
page 16

NUMERO DI CERNIERE PER PORTA

NUMBER OF HINGES FOR DOOR

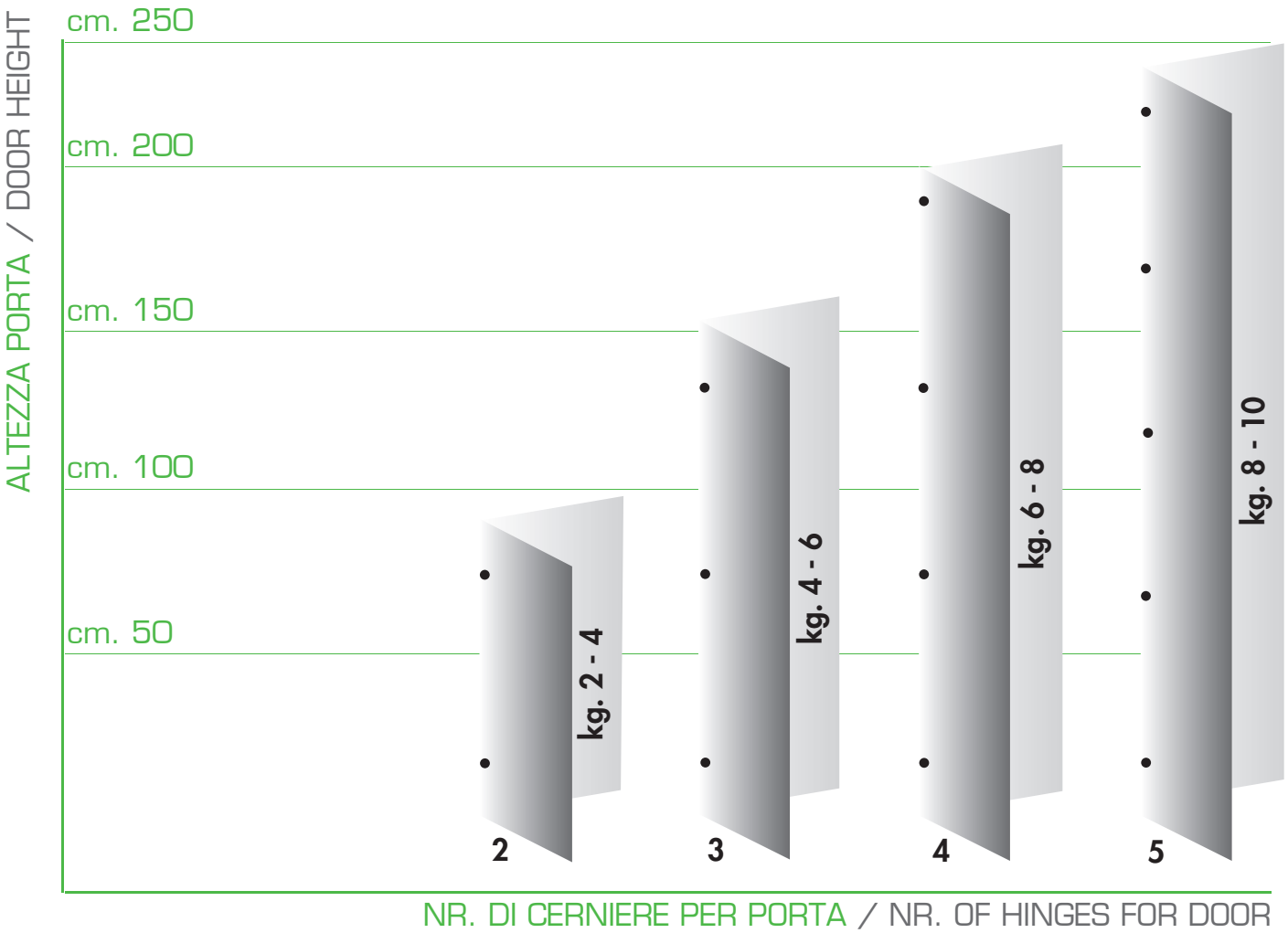

IMBALLO

PACKING

CONTENUTO/*CONTENTS*

SERIE 660	CERNIERE/HINGES	**500**

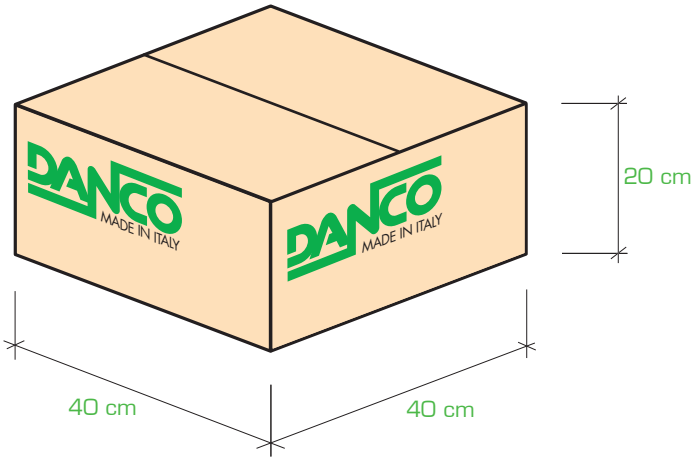

CERNIERE
HINGES

SERIE

660

CERNIERE A CHIUSURA AUTOMATICA APERTURA 90°

SELF CLOSING HINGES OPENING 90°

660 P 4 4

Braccetto in acciaio, collo (P) Piano.
Steel, crank (P) Straight.

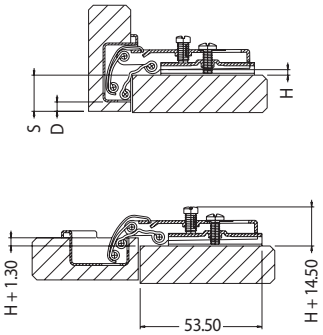

FORO ANTA (D)
DISTANCE IN THE DOOR (D)

SPESSORE BASETTA (H) THICKNESS OF MOUNTING PLATE (H)	3	4	5
2	15	16	17
3	14	15	16
4	13	14	15
5	12	13	14
6	11	12	13
7	10	11	12
8	9	10	11
9	8	9	10
10	7	8	9

H= 14+D-S

660 M 4 4

Braccetto in acciaio, collo (M) Medio.
Steel, crank (M) Medium.

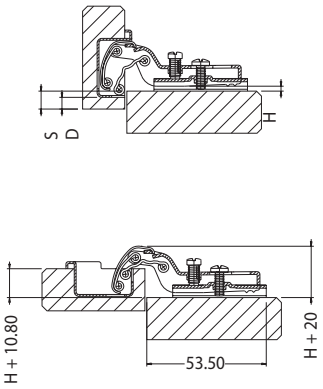

FORO ANTA (D)
DISTANCE IN THE DOOR (D)

SPESSORE BASETTA (H) THICKNESS OF MOUNTING PLATE (H)	3	4	5
2	5	6	7
3	4	5	6
4	3	4	5
5	2	3	4
6	1	2	3
7	0	1	2
8	-1 LUCE	0	1
9	-2 LUCE	-1 LUCE	0
10			

H= 4+D-S

660 C 4 4

Braccetto in acciaio, collo (C) Collo alto.
Steel, crank (C) Tall.

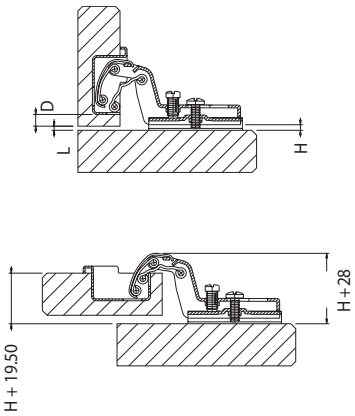

FORO ANTA (D)
DISTANCE IN THE DOOR (D)

SPESSORE BASETTA (H) THICKNESS OF MOUNTING PLATE (H)	3	4	5
2	-2 LUCE	-1 LUCE	0
3			
4			
5			
6			
7			
8			
9			
10			

H= -3+D+L

Per determinare l'altezza della basetta (H) da utilizzare, bisogna conoscere il sormonto (S) e la distanza Foratura (D) nella porta. E. S=14 D=5 H=5

CERNIERE A CHIUSURA AUTOMATICA PER CRISTALLO

SELF CLOSING HINGES GLASS DOOR

660 2F P 1 4

Braccetto in acciaio, collo (P) Piano.
Steel, crank (P) Straight.

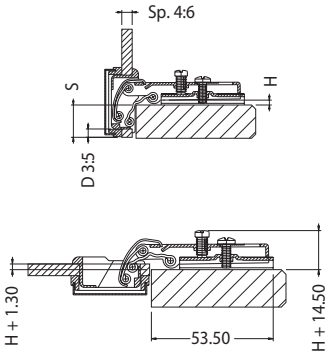

FORO ANTA (D)
DISTANCE IN THE DOOR (D)

SPESSORE BASETTA (H) THICKNESS OF MOUNTING PLATE (H)	3	4	5
2	15	16	17
3	14	15	16
4	13	14	15
5	12	13	14
6	11	12	13
7	10	11	12
8	9	10	11
9	8	9	10
10	7	8	9

H= 14+D-S

660 2F M 1 4

Braccetto in acciaio, collo (M) Medio.
Steel, crank (M) Medium.

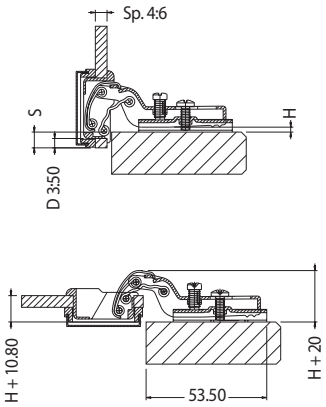

FORO ANTA (D)
DISTANCE IN THE DOOR (D)

SPESSORE BASETTA (H) THICKNESS OF MOUNTING PLATE (H)	3	4	5
2	5	6	7
3	4	5	6
4	3	4	5
5	2	3	4
6	1	2	3
7	0	1	2
8	-1 LUCE	0	1
9	-2 LUCE	-1 LUCE	0
10			

H= 4+D-S

660 2F C 1 4

Braccetto in acciaio, collo (C) Collo alto.
Steel, crank (C) Tall.

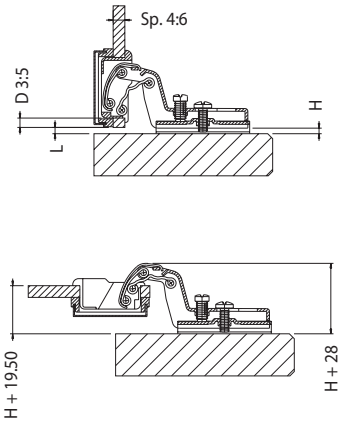

FORO ANTA (D)
DISTANCE IN THE DOOR (D)

SPESSORE BASETTA (H) THICKNESS OF MOUNTING PLATE (H)	3	4	5
2	-2 LUCE	-1 LUCE	0
3			
4			
5			
6			
7			
8			
9			
10			

H= -3+D+L

In order to calculate the height (H) of the mounting plate to be utilized it is necessary to know the overlap (S) and the drilling distance (D) in the door. Ex. S=14 D=5 H=5

Note

Notes

CASSE
CUPS

SERIE

660

CASSE DISPONIBILI APERTURA 90° ∅ 26

AVAILABLE CUPS OPENING 90° ∅ 26

16

Cassa in acciaio; fissaggio a viti autofilettanti (escluse dalla fornitura).
Steel cup; self-cutting screws fastener (not included in supply).

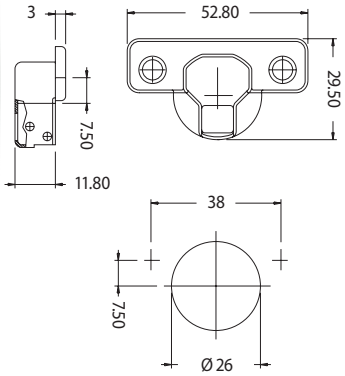

17

Cassa in acciaio; fissaggio a pressione (bussole ∅ 10 mm.).
Steel cup; pressurized fastener (∅ 10 mm. dowels).

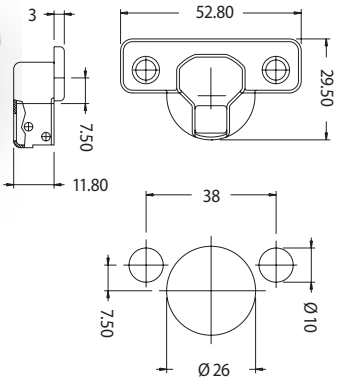

35

Cassa in acciaio; fissaggio a viti autofilettanti (escluse dalla fornitura).
Steel cup; self-cutting screws fastener (not included in supply).



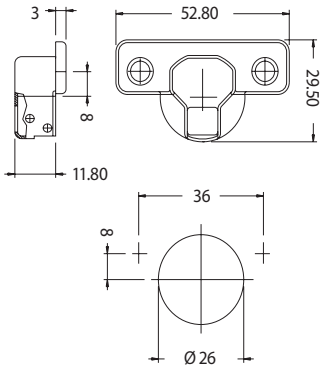

36

Cassa in acciaio; fissaggio a pressione (bussole ∅ 8 mm).
Steel cup; pressurized fastener (∅ 8 mm. dowels).

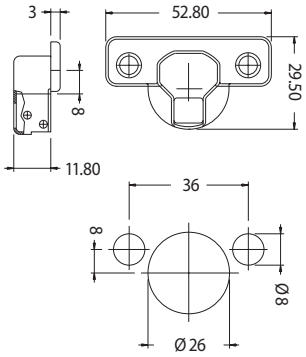

37

Cassa in acciaio; fissaggio a viti autofilettanti (escluse dalla fornitura).
Steel cup; self-cutting screws fastener (not included in supply).



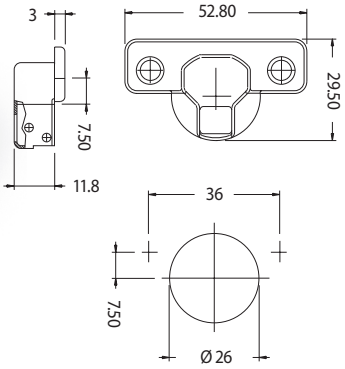

38

Cassa in acciaio; fissaggio a pressione (bussole ∅ 8 mm.).
Steel cup; pressurized fastener (∅ 8 mm. dowels).

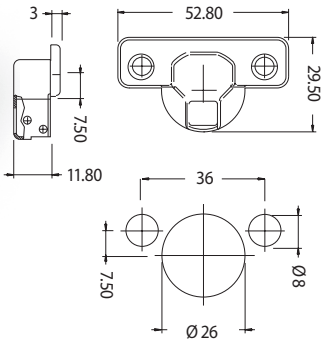

Colori: Bianco Marrone Nero e altri colori solo per quantitativi. Colors: White Brown Black and other colors only for quantities.

BASETTE
MOUNTING PLATES

SERIE

660

BASETTE DISPONIBILI

AVAILABLE MOUNTING PLATES

B 903

SPESSORE THICKNESS mm. 2 - 4 - 6 - 8 - 10

Basetta in nylon reversibile; interasse 16 mm.
Nylon reversible mounting plate; wheelbase 16 mm.

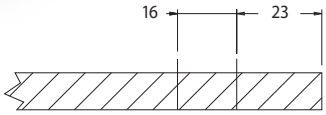

B 911

SPESSORE THICKNESS mm. 1 - 2 - 3 - 5 - 8 - 9 - 11

Basetta in nylon reversibile; fissaggio a pressione; (bussole ø 10 mm., lungh. 10 mm.); interasse 32 mm.
Nylon reversible mounting plate; pressurized fastener; (ø 10 mm. dowels, lenght 10 mm.); wheelbase 32 mm.

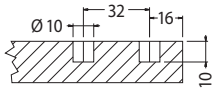

B 911 B

SPESSORE THICKNESS mm. 1 - 2 - 3 - 5 - 8 - 9 - 11

Basetta in nylon reversibile; fissaggio a pressione; (bussole ø 10 mm., lungh. 7,5 mm.); interasse 32 mm.
Nylon reversible mounting plate; pressurized fastener; (ø 10 mm. dowels, lenght 7,5 mm.); wheelbase 32 mm.

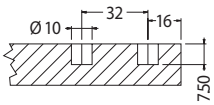

B 922

SPESSORE THICKNESS mm. 2 - 3 - 5 - 8 - 11

Basetta in nylon, avvitabile con coduli ø 5 mm.; interasse 32 mm., modulo 37.
Nylon mounting plate; screws fastener with ø 5 mm. tangs; wheelbase 32 mm., modulus 37.



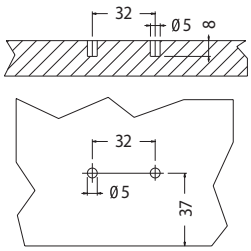

B 965

SPESSORE THICKNESS mm. 2 - 5

Basetta in nylon; interasse 32 mm., modulo 37.
Nylon mounting plate; wheelbase 32 mm., modulus 37.



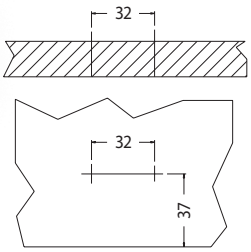

B 965 E

SPESSORE THICKNESS mm. 2

Basetta in nylon; fissaggio a viti Euro (fornite su richiesta); interasse 32 mm., modulo 37.
Nylon mounting plate; Euro screws fastener (if requested); wheelbase 32 mm., modulus 37.



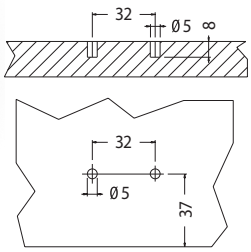

BASETTE DISPONIBILI

AVAILABLE MOUNTING PLATES

B 994 AR

SPESSORE THICKNESS mm. 2 - 4

Basetta in acciaio; fissaggio a viti autofilettanti (escluse dalla fornitura); regolazione verticale, interasse 32 mm., modulo 37.
Steel mounting plate; self-cutting screws fastener (not included in supply); vertical setting, wheelbase 32 mm., modulus 37.

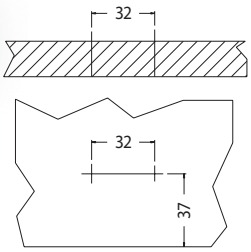

B 994 ER

SPESSORE THICKNESS mm. 2 - 4

Basetta in acciaio; fissaggio a viti Euro (escluse dalla fornitura); regolazione verticale, interasse 32 mm., modulo 37.
Steel mounting plate; Euro screws fastener (not included in supply); vertical setting, wheelbase 32 mm., modulus 37.



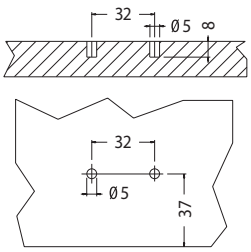

B 994 ER C

SPESSORE THICKNESS mm. 2 - 4

Basetta in acciaio; fissaggio a viti Euro 6,3 x 10,5; regolazione verticale, interasse 32 mm., modulo 37.
Steel mounting plate; Euro screws fastener 6,3 x 10,5; vertical setting, wheelbase 32 mm., modulus 37.



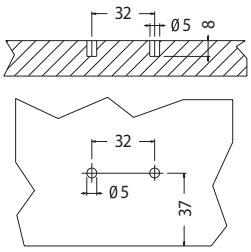

B 994 ER L

SPESSORE THICKNESS mm. 2 - 4

Basetta in acciaio; fissaggio a viti Euro 6,3 x 14; regolazione verticale, interasse 32 mm., modulo 37.
Steel mounting plate; Euro screws fastener 6,3 x 14; vertical setting, wheelbase 32 mm., modulus 37.



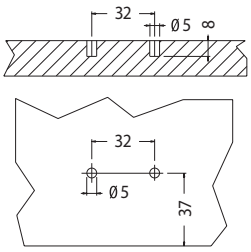

B 994 P5 I

SPESSORE THICKNESS mm. 2 - 4

Basetta in acciaio; fissaggio a bussole ø 5 mm.; regolazione verticale, interasse 32 mm., modulo 37.
Steel mounting plate; ø 5 mm. dowels fastener; vertical setting, wheelbase 32 mm., modulus 37.



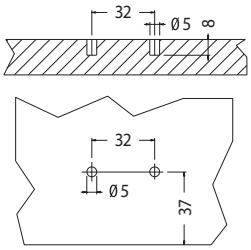

B 994 P10

SPESSORE THICKNESS mm. 2 - 4

Basetta in acciaio; fissaggio a pressione (bussole ø 10 mm.); regolazione verticale, interasse 32 mm., modulo 37.
Steel mounting plate; pressurized fastener (ø 10 mm. dowels); vertical setting, wheelbase 32 mm., modulus 37.



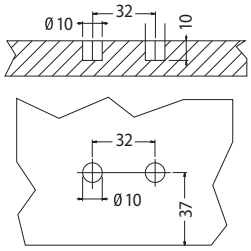

BASETTE DISPONIBILI

AVAILABLE MOUNTING PLATES

B 995 AR

SPESSORE THICKNESS mm. 3

Basetta in acciaio; fissaggio a viti autofilettanti (escluse dalla fornitura); regolabile.
Steel mounting plate; self-cutting screws fastener (not included in supply); setting.

B 991 AR

SPESSORE THICKNESS mm. 4,5

Basetta in acciaio; fissaggio a viti autofilettanti (escluse dalla fornitura); regolabile.
Steel mounting plate; self-cutting screws fastener (not included in supply); setting.

B 985

SPESSORE THICKNESS mm. 0 - 3 - 5

Basetta in zama reversibile; fissaggio a viti autofilettanti (escluse dalla fornitura); interasse 16 mm.
Zamak reversible mounting plate; self-cutting screws fastener (not included in supply); wheelbase 16 mm.

reversibile

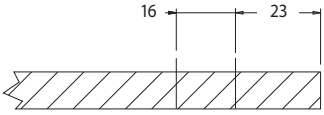

VITI EURO DISPONIBILI

AVAILABLE EURO SCREWS

T 008

Vite Euro Ø 6,3 x 14.
Euro screw Ø 6,3 x 14.

T 009

Vite Euro Ø 6,3 x 10,5.
Euro screw Ø 6,3 x 10,5.

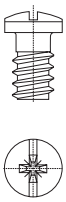

ACCESSORI
ACCESSORIES

SERIE

660

PIASTRE IN PLASTICA PER CRISTALLO

PLASTIC PLATES FOR GLASS DOOR HINGES

Z 25

Piastra in nylon.
Nylon plate.

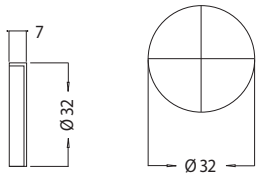

Z 26

Piastra in nylon.
Nylon plate.



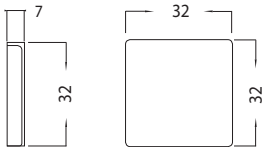

Z 27

Piastra in nylon.
Nylon plate.



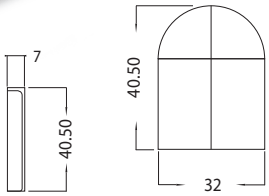

FINITURE/*FINISHING*	N.RIF/*REF:*
Nero / Black	1
Marrone / Brown	2
Bianco / White	3
Cromato spruzzato / Chromium-lacquered	5 SP

	N.RIF/*REF:*
Dorato spruzzato / Gold-lacquered	10 SP
Cromato opaco spruzzato / Matt chromium-lacquered	5 OP SP
Dorato opaco spruzzato / Matt gold-lacquered	10 OP SP

Note
Notes

Note
Notes

ESEMPIO D'ORDINE

EXAMPLE OF ORDER

Le immagini utilizzate in questo esempio d'ordine sono indicative e potrebbero non corrispondere a quelle del presente catalogo.

The images used in this example are indicative and may not correspond to those in this catalog.

SERIE
SERIE

CASSA
CUP

BRACCETTO
ARM

BASETTA
MOUNTING PLATE

NUMERO RIFERIMENTO CASSA
REFERENCE CUP NUMBER

SPESSORE BASETTA IN MM
MOUNTING PLATE THICKNESS IN MM

ALTEZZA BRACCETTO
CRANK HEIGHT

FINITURA CASSA
CUP FINISHING

FINITURA BRACCETTO
ARM FINISHING

FINITURA BASETTA
MOUNTING PLATE FINISHING

altezza braccetto
crank height

P = collo piano - straight crank	mm.	0
M = collo medio - medium crank	mm.	8
C = collo alto - tall crank	mm.	17

FINITURA
FINISHING

NICHELATO - NIKEL PLATED	4
ZINCATO - GALVANIZED	9

VITE INSERITA
INSERTED SCREW

SENZA MOLLA
WITHOUT SPRING

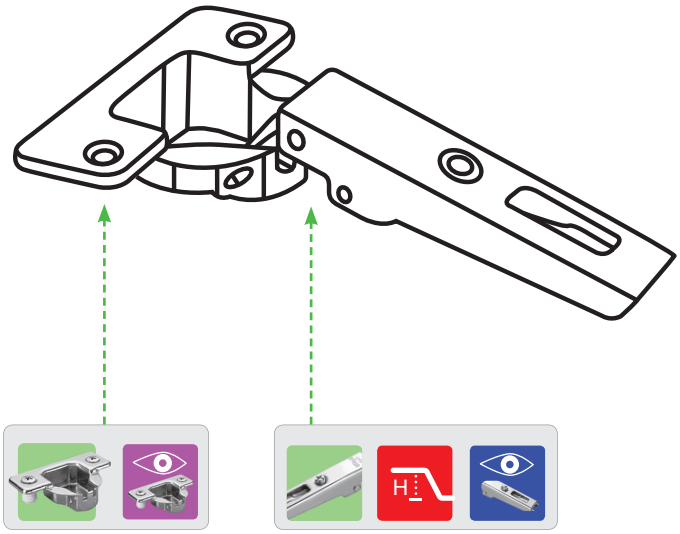

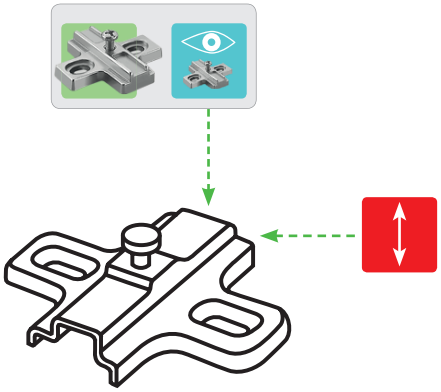

ESEMPIO D'ORDINE

EXAMPLE OF ORDER

Per una corretta ordinazione ed un'esatta determinazione del codice seguire le sottoindicate modalità, con la seguente successione:

For a proper order and an exact interpretation of the code, please follow the undermentioned indications in the following order:

660 16 P 4 4

su richiesta: on request: WS — senza molla / without spring

- 660 — serie / serie
- 16 — numero riferimento cassa / reference cup number
- P — altezza braccetto / crank height
- 4 — finitura cassa / cup finishing
- 4 — finitura braccetto / arm finishing

ESEMPIO DI ORDINE CERNIERE - ORDERING EXAMPLE OF HINGES

CODICE SERIE / SERIE CODE	660
NUMERO RIFERIMENTO CASSA / REFERENCE CUP NUMBER	16
ALTEZZA BRACCETTO / CRANK HEIGHT	P
FINITURA CASSA / CUP FINISHING	4
FINITURA BRACCETTO / ARM FINISHING	4
SENZA MOLLA / WITHOUT SPRING	WS

Ordinare il seguente codice:
Order the following code:

660 16 P 4 4

Si avrà quindi una cerniera con cassa e braccetto in acciaio nichelato, collo piano.
You will therefore have a hinge with steel, nickel plated cup and arm, straight crank.

ESEMPIO DI ORDINE BASETTE - ORDERING EXAMPLE OF MOUNTING PLATES

CODICE BASETTA / MOUNTING PLATE CODE	B 994 AR V
SPESSORE / THICKNESS	2
FINITURA BASETTA / MOUNTING PLATE FINISHING	4
VITE INSERITA / INSERTED SCREW	V

Ordinare il seguente codice:
Order the following code:

B 994 AR V 2 4

Si avrà quindi una basetta cod. B 994 AR V con spessore 2 mm., nichelato.
You will therefore have a mounting plate code B 994 AR V mm. 2 thickness, nickel plated.

DANCO spa
20837 VEDUGGIO (MB) - via Volta, 12
Tel. +39 - 0362 998752 r.a.
Fax +39 - 0362 998730 / +39 - 0362 998078
danco@danco.it

EDIZIONE: 09 - 2019